



## Magnetic Assemblies >> magnetic stand

### 9.Flexible Stem Magnetic Stand



NO	Model	Order	Work Magnetic Force	Main Body			Main Stem		Diameter of Hole		Work Angle	Weight
				H	W	L	Length	Diameter	soIt	Diameter		
1	YX-CV-6CA	10801	588N(60kg)	55	50	63	350	16	6.5	8.0 or 9.5	150 °	1.6
2	YX-CV-6CB	10802					315		4-10			
3	YX-CV-6CC	10803					355		6.5	8.0 or 9.5		
4	YX-CV-6CD	10804					360		4-13			
5	YX-CV-6CE	10805					270		4 and 8			
6	YX-CV-6CF	10806	147N(15kg)	Diameter35*30H		270	10		3-6.5	0.6		

### Flexible Stem with Locking Plier Set Stand



Model	Order	SIZE		plier Length	Weight
		Length	Diameter		
YX-FPS	10907	340	16	7"	0.8

### 10.Mini Magnetic Stand




NO	Model	Order	Work Magnetic Force	Main Body		Main Stem		Assistant Stem		Diameter of Hole		Weight
				H	Diameter	Length	Diameter	Length	Diameter	solet	Hole	
1	YX-MV-I	11001	147N (15kg)	35X30X30		105		88	5.8	6.5	6	0.4
2	YX-MV-II	11002		30	35							
3	YX-MV-III	11003		30	28	90	5.8	90	5.8	6.5	4.0-6.0	0.3
4	YX-MV-IV	11004		30	28	145						
5	YX-AH-HP	11005	167N (17KG)	30 × 30 × 30		150				6.5	8.0	0.4
6	YX-NF-HP	11006										0.4
7	YX-MU-T	11007	198N (20kg)	50×30×53		95	8	115	6.3	6.5	0.4	

## 11. Magnetic Operation



Model	Order	Work Magnetic Force	Main Body			Weight
			H	W	L	
YX-MB-6J	11101	588N(60kg)	55	50	63	1.1
YX-MB-8J	11102	784N(80kg)			69	1.3
YX-MB-10J	11103	980N(100kg)			88	1.7
YX-MB-12J	11104	1178N(120kg)			118	1.9

## 12. Universal Stand



Model	Order	Main Body			Main Stem		Assistant Stem		Diameter of Hole	Work Angle	Weight
		H	W	L	Length	Diameter	Length	Diameter			
YX-WZ-220	11201	40	60	220	220	14	225	12	8+0.02	135 °	4
YX-WWZ-220	11202										