


## Magnetic Assemblies >> magnetic stand

### 22.Magnetic Chuck Parallels & Universal"V"Block



Model: CB-I  
Order: 12201



CB-II  
12202



CB-III  
12203



CB-IV  
12204


Model	Order	Magnetic Force		MIAN OBDY			Weight
		p1	P2	H	W	L	
YX-CB-I	12201	3.5	5	25	50	100	0.6×2
YX-CB-II	12202			29	58	75	0.65×2
YX-CB-III	12203			48	60	110	1.3
YX-CB-IV	12204			48	60	50	0.6×2

### 23.Magnetic Square Blook




Model	Order	Magnetic Force		size			Magnetic Distance		Weight
		V-mould Plane	Parallels Plane	H	W	L	p1	p2	
YX-F-31	112301	245N(25kg)	490N(50kg)	100	100	100	5	11	7.5
YX-F-32	112302	490N(50kg)	1372N(140kg)	150	150	150	6	18	22

### 24.Magnetic Bose Indieator Holder



Model	Order	Main Body		
		H	W	L
1 YX-FB-13	12401	1"	1-1/8"	3-1/2"
2 YX-FB-14	12402	1"	1-1/8"	3-1/2"
3 YX-FB-15	12403	1-1/2"	1-1/8"	3-1/2"

### 25.Magnetic Adjnster



Model	Order	Work Magnetic Force	Main Body			Adjuster Spinning axle diameter	Weight
			H	W	L		
YX-CDR-1	12501	588N(60kg)	55	50	63	Φ11,Φ12	1.2kg